





ECONOMIC LINE (ALU / PVC)



FASHION LINE (ALU)



TOP LINE (ALU)



CLASSIC LINE (ALU)



ECONOMIC LINE (ALU / PVC)



NEW LINE EK (ALU/PVC)



BASIC LINE (PVC)



EXTRA LINE (ALU)



CLASSIC LINE (ALU)



FASHION LINE (ALU)



NEW LINE (ALU)



BASIC LINE (PVC)

ABOUT US



Welcome to our new catalogue Veyna 2020/2021, where you can find many great designs of our door panels. Our offer combines years of experience and high quality of products which fit in perfectly with the interior forms of each type. I am deeply convinced that everyone will find something for themselves.

dr MICHAŁ WEYNA - OWNER

Company "Veyna" has been producing decorative door panels since 1990. Throughout this time we have become a well-known and loyal partner for many building companies and producers of aluminum and PVC joinery. Modern technological line, based on numerically controlled machines and lasers, allows us to produce high-quality panels of differential design. The quality of products obtained by using German technology as well as materials is confirmed by our five-years warranty. The use of different decorative components such as glass, aluminium, stainless steel, PVC, ABS and HPL is reflected in the high quality of the panels.



The logo for VEYNA, featuring the word "VEYNA" in a bold, yellow, sans-serif font with a black outline. A registered trademark symbol (®) is located to the right of the logo. The logo is positioned on a white, rectangular sign that is part of a larger structure. The sign is tilted slightly to the right. The background of the sign is white, and the text is yellow with a black outline. The sign is mounted on a tall, white, rectangular pillar. The pillar is part of a larger structure that also features line drawings of various door and window profiles. The sky in the background is blue with some light clouds.

VEYNA®

wypełnienia
drzwiowe

100% POLISH CAPITAL

100% GERMAN TECHNOLOGY

VEYNA DOORS QUALITY



The company VEYNA, in collaboration with his partners, have succeeded all the test for security doors RC2 with security glass of class P4. All our panels are gived gratis to pass the tests in the research entities or other control bodies. Security doors RC2 or RC3 enrich our offer and give possibility to buy more solid doors in the producers. They still gard their news and interesting designs. The tests were done for doors in alu.












We offer 5 years warranty. The panels are produced with components from renowned european companies.



TABLE OF CONTENTS

Veyna door panels are presented in nine groups due to different technologies used in the process of production:

	Basic Line (PVC)	8 - 19
	Economic Line (ALU/PVC)	20 - 31
	Classic Line (ALU)	32 - 38
	New Line (ALU)	39 - 49
	Top Line (ALU)	50 - 54
	Extra Line (ALU)	55 - 59
	Fashion (ALU)	60 - 62
	Glass Line	63 - 72
	Prestige Line	73 - 91

Overlay panels	93 - 94
Special panels	95 - 102
Sandwich panels	103
XPS boards	105
Reinforcements	106
Knockers and Entries of letters	107 - 108
Application 3D in stainless steel	109 - 110
Door handles	111 - 116
Fingerprint readers	117 - 118
Decorative ornaments	119 - 126
Acoustic	127
Viewfinders	128
Types of Glazing	129 - 132

DELIVERY

The company has his own transport across Poland. Professionally packaged goods are shipped to customers just in time. We are proud to say that our delivery service is second to none, fast and reliable, which distinguishes us from the competition on the polish market.

Attention: Pictures shown in this catalogue are presented from the outside and are illustrative.



BASIC LINE (PVC)

BASIC LINE (PVC)

A group of door panels stamped in PVC (white) or in ABS (veneers). ABS is a very resistant material to impacts and highly reflecting UV rays. It has very good thermal insulation properties, and at the same time does not deform when temperatures are changing. Both materials are of high quality and have a long aging period. Suitable for modern and classical constructions. What makes this product the most popular in its series are: competitive price, short realization.

PARAMETERS:

- standard dimensions: 850 x 2000 x 24/28/36/44 mm;
- there is the possibility of using waterproof plywood reinforcement (a solution recommended especially for dark colors);
- All models are available as standard in 18 different veneers, white color and the white creme 9001, dyed in the mass;
- 13 different glasses: Thermofloat, VSG 3.3.1, Satinato, Chinchila clear, Chinchila bronze, Mastercarre, Masterpoint, Reflex bronze, Delta clear, Delta bronze, Delta Mat, Crepi and Flutes.



BASIC LINE (PVC)

DOORS PRESENTED FROM THE OUTSIDE

BL-01(2)



BL-01



BL-02(2)



BL-02(2)S



BL-02(8)



BL-02



BL-03(1)



BL-03



BASIC LINE (PVC)

DOORS PRESENTED FROM THE OUTSIDE

BL-04(1)



BL-04



BL-05(1)



BL-05



BL-07(1)



BL-07(3)



BASIC LINE (PVC)

DOORS PRESENTED FROM THE OUTSIDE

BL-07



BL-11(1)



BL-11



BL-13(1)



BASIC LINE (PVC)

DOORS PRESENTED FROM THE OUTSIDE

BL-13



BL-14(1)



BL-14




BL-15(1)



BL-15



BL-17



BASIC LINE (PVC)

DOORS PRESENTED FROM THE OUTSIDE

BL-17(6)



BL-20(1)



BL-20



BL-25



BASIC LINE (PVC)

DOORS PRESENTED FROM THE OUTSIDE

BL-25(3)



BL-25(1)



BASIC LINE (PVC)

DOORS PRESENTED FROM THE OUTSIDE

BL-26



BL-27



BL-28(1)



BL-28



BL-29(1)























BASIC LINE (PVC)

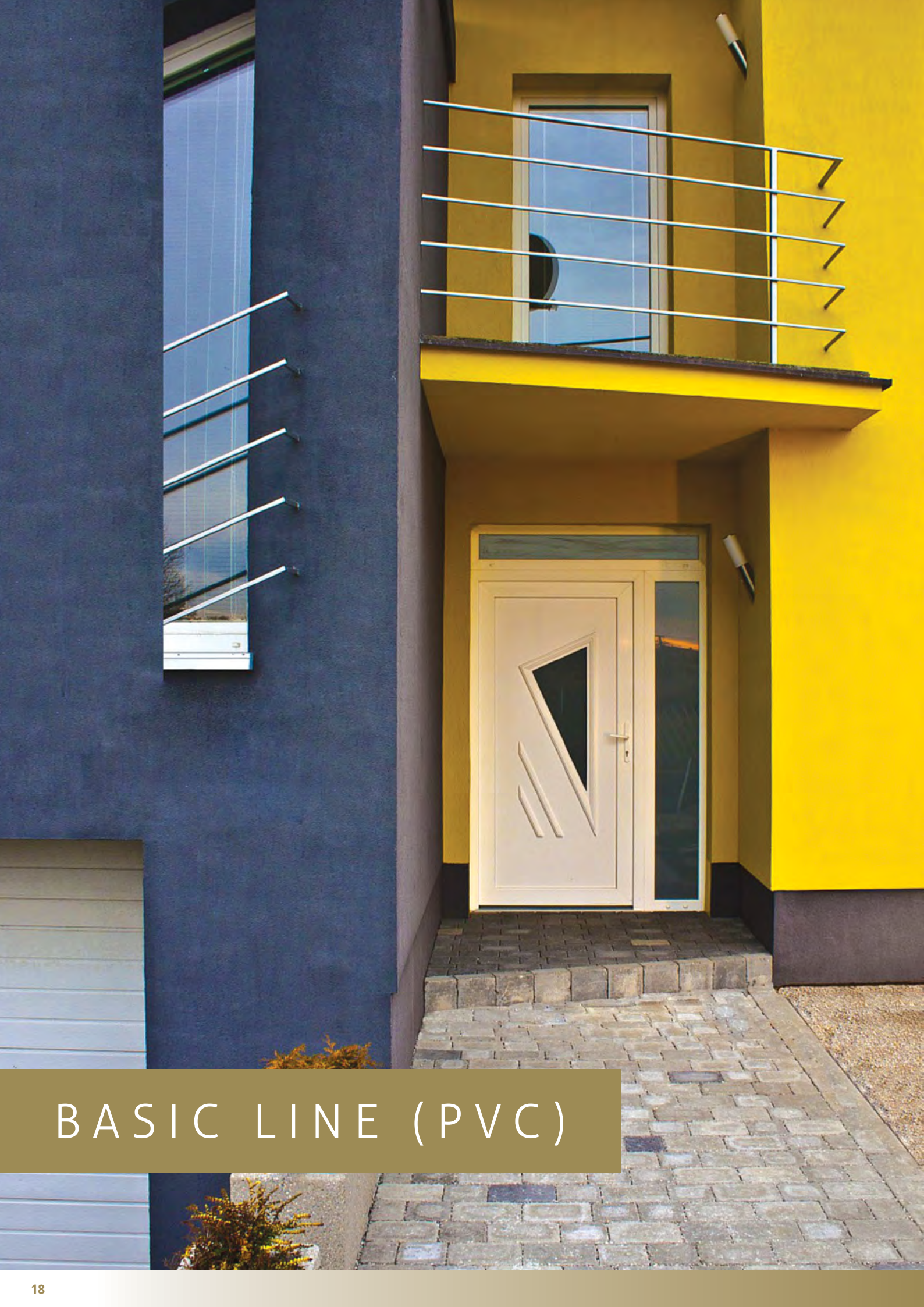
DOORS PRESENTED FROM THE OUTSIDE

RANGE OF COLORS

Due to the technical stamping, the serie BASIC Line have is own range of colors based on the RENOLIT and hereafter listed. the colors may slightly vary from those RAL and RENOLIT veneer numbers.

	White smooth, RAL 9016		Light oak, nr 2052090-167		Basalt gray, nr 701205-167
	Golden oak, nr 2178001		Dark oak, nr 2052 089		Dark red, nr 308105-167
	Rosewood, nr 3202002		White creme, nr 1379 05-167		Gray, nr 715505-167
	Walnut, nr 2178 007		Gray anthracite with structur, nr 7016 05-167		Dark Green, nr 612505 – 167
	Marsh oak, nr 3167 004		Sapeli, nr 206 5021		Quartz grey, nr 703905-165
	Mahagon, nr 2097 013		Moss green, nr 6005 05-167		White creme, RAL 9001 (died in the mass, smooth)
	Cherry Amaretto, nr 436 3043		Rustic oak, nr 3149 008		

Available glazings page 29-132



BASIC LINE (PVC)


BASIC LINE (PVC)





ECONOMIC LINE (ALU / PVC)

ECONOMIC LINE (ALU/PVC)



Economic door panels which combine aesthetics, high quality and current trends in modern door design. Competitive prices are also a great advantage. All the glass elements are maintained by stainless steel application. The extraordinary precision is possible to obtain thanks to applying laser treatment technology. To differentiate it from our other models we marked it with letter "A". It is our flagship model which is most popular in Germany and France. Its main advantage is quick realisation time.



PARAMETERS ALU:

- standard dimensions
900 x 2000 x 24/28/36/44 mm,
- construction: 1,5/21/1,5
1,5 mm aluminum sheet
21,00 mm rigid polyurethane foam
1,5 mm aluminum sheet.

PARAMETERS PVC:

- standard dimensions
900 x 2000 x 24/28/36/44 mm,
- construction: 2,0/20/2,0
2,0 mm PVC plate
20,00 mm rigid polyurethane foam
2,0 mm PVC plate.

ECONOMIC LINE (ALU/PVC)

DOORS PRESENTED FROM THE OUTSIDE

EK-01(A)



EK-02(A)



EK-02(A) SAND 01



EK-02(A) SAND 02



EK-02(A) SAND 03



EK-02(A) SAND 08



EK-03(A)



EK-04(A)



EK-04(A) SAND 04



EK-04(A) SAND 05



ECONOMIC LINE (ALU/PVC)

DOORS PRESENTED FROM THE OUTSIDE

EK-04(A) SAND 06



EK-04/6(A)



EK-05(A)



EK-06(A)



EK-07(A)



EK-08(A)



EK-09(A)



EK-10(A)



EK-11(A)



EK-12(A)



ECONOMIC LINE (ALU/PVC)

DOORS PRESENTED FROM THE OUTSIDE

EK-13(A)



EK-14(A)



EK-15(A)



EK-16(A)



EK-17(A)



EK-18(A)



EK-19(A)



EK-20(A)



EK-21(A)



EK-22(A)



EK-23(A)



EK-24(A)




ECONOMIC LINE (ALU/PVC)

DOORS PRESENTED FROM THE OUTSIDE

EK-25(A)



EK-26(A)



EK-27(A)



EK-28(A)



EK-29(A)



EK-30(A)



EK-31(A)



EK-32(A)



ECONOMIC LINE (ALU/PVC)

DOORS PRESENTED FROM THE OUTSIDE

EK-33(A)



EK-34(A)



EK-35(A)



EK-36(A)



EK-37(A)



EK-38(A)



ECONOMIC LINE (ALU/PVC)

DOORS PRESENTED FROM THE OUTSIDE

EK-39(A)



EK-40(A)



EK-41(A)



EK-42(A)



EK-43(A)



EK-44(A)



EK-45(A)



EK-46(A)



EK-47(A)



EK-48(A)



EK-48(A) SAND 10



EK-49(A)



ECONOMIC LINE (ALU/PVC)

DOORS PRESENTED FROM THE OUTSIDE

EK-50(A)



EK-50(A) SAND 09



EK-51(A)



EK-51(A) SAND 09



EK-52(A)



EK-53(A)



RANGE OF COLORS

Above series are available in each and every colour: RAL, decoral and veneers Renolit, Cova or Hornschuch.

The entire range of RAL colours. Paint manufacturer may be chosen according to customers' needs.


EXAMPLE OF THE MOST POPULAR COLORS



Golden oak, nr 2178001



Anthracit gray smooth,
nr 701605-083




Winchester, nr 49240

ECONOMIC LINE (ALU/PVC)

DOORS PRESENTED FROM THE OUTSIDE

EXAMPLE OF THE MOST POPULAR COLORS




White smooth, RAL 9016




Alux, DB 703 436-1014




Anthracit gray with wood structur,
nr 701605-167



Walnut, nr 2178007



Natural oak, nr 3118 076



Chocolate Brown, nr 887505-167


Available glazings page 129-132





STANDARD STAINLESS STEEL APPLICATION

STAINLESS STEEL FLUSH APPLICATION



ECONOMIC LINE
(ALU / PVC)




CLASSIC LINE (ALU)

CLASSIC LINE (ALU)



This is a group of extraordinary panels with or without glazing. It is characterized by an additional aluminium frame (extruded especially for company Veyna), which gives a pattern and hold the glass. This technology allows to replace the glass panel any time it should be required. These door panels go perfectly with classic and stylish architecture.



PARAMETERS:

- standard dimensions: 1000 x 2000 x 24/36/44 mm,
- available thickness: 24, 36 and 44 mm,
- construction: 2,0/20/2,0
2,0 mm milled aluminium plate
20,00 mm rigid polystyrene foam
2,0 mm milled aluminium plate.




CLASSIC LINE (ALU)

DOORS PRESENTED FROM THE OUTSIDE

CL 1



CL 1-S



CL 2



CL 2-S



CL/F 11



CL/F 11-S



CL/F 12



CL/F 12-S



CL-/K4-S



CL/F4



CL/F4-S



CL/F5



CLASSIC LINE (ALU)

DOORS PRESENTED FROM THE OUTSIDE

CL/F5-S



CL/F6



CL/F6-S



CL/K6



CL/K6-S



CL/K8



CL/K8-S



CL/DW 8



CL/DW 8-S



CL/DW 9



CLASSIC LINE (ALU)

DOORS PRESENTED FROM THE OUTSIDE

CL/DW 9-S



CL/DW 10



CL/DW 10-S



CL/MC 3



CL/MC 3-S



CL/F 14



CL/F 14-S



CL/F 15



CL/F 15-S



CL 18-S



CL/F 16



CL/F 16-S



CLASSIC LINE (ALU)

DOORS PRESENTED FROM THE OUTSIDE



CL/H 19S

CL/F 17




CL/F 17-S



CL/H 18S



CL 16A1



CL 16A2



CL 16A3



RANGE OF COLORS






The entire range of RAL colors.
Paint manufacturer may be
chosen according to Customers
needs.

Available glazings page 129-132





CLASSIC LINE (ALU)




NEW LINE (ALU)



NEW LINE (ALU)

NEW LINE (ALU)

NEW LINE EK (ALU/PVC)



In order to meet the latest trends in architecture, we have designed door panels of modern shapes. New Line with glazed elements and grooves as well as NEW LINE EK without grooves with a possibility to make it in white PVC which can be covered with any colour from RAL palette. Possibility to choose from all range of colours creates huge potential for customers who would like to have individual approach in their households.



PARAMETERS:

- standard dimensions: 1000 x 2000 x 24/28/36/44 mm,
- construction: 2,0/20/2,0
 - 2,0 mm milled aluminum sheet
 - 20,00 mm rigid polystyrene foam
 - 2,0 mm milled aluminum sheet.



NEW LINE (ALU)

DOORS PRESENTED FROM THE OUTSIDE

NL 1-S



NL 2-S



NL 3-S



NL 4-S



NL 5-S



NL 6-S



NL 7-S



NL 8-S



NL 9-S



NL 10-S



NL 11-S



NL 12-S



NEW LINE (ALU)

DOORS PRESENTED FROM THE OUTSIDE

NL 13-S



NL 14-M



NL 15-M



NL 16-M



NL 17-M



NL/F 18



NL/F 19



NL/F 20



NL/F 21



NL/F 22



NL/F 23



NL 24-S



NEW LINE (ALU)

DOORS PRESENTED FROM THE OUTSIDE



NL 25-S



NL 26-S



NL 27-S




NL 28-S



NEW LINE (ALU)/NEW LINE EK (ALU/PVC)

DOORS PRESENTED FROM THE OUTSIDE

NL 29-S PIASEK



NL 30-S



NL 31-S



NL 32-S



NL 33-S



NL-EK 6



NL-EK 7



NL-EK 8



NL-EK 9



NL-EK 10



NL-EK 11



NL-EK 12



NEW LINE EK (ALU/PVC)

DOORS PRESENTED FROM THE OUTSIDE



NL-EK 13



NL-EK 14



NL-EK 15



NL-EK 16



NEW LINE EK (ALU/PVC)

DOORS PRESENTED FROM THE OUTSIDE

NL-EK 17



NL-EK 18



NL-EK 19



NL-EK 20



NL-EK 21



NL-EK 22



NL-EK 23



NL-EK 24



NL-EK 25



NL-EK 26



NL-EK 27



NL-EK 28



NEW LINE EK (ALU/PVC)

DOORS PRESENTED FROM THE OUTSIDE


NL-EK 29



NL-EK 30



NL-EK 31



NL-EK 32



NL-EK 33



NL-EK 34



NL-EK 35



NL-EK 36



NL-EK 37



NL-EK 38



NL-EK 39



NL-EK 40



NEW LINE EK (ALU/PVC)

DOORS PRESENTED FROM THE OUTSIDE

NL-EK 41



NL-EK 42



NL-EK 43




NL-EK 44



RANGE OF COLOURS

The entire range of RAL colours. Paint manufacturer may be chosen according to customer's needs. For some models there is possibility to use veneer Renolit, Cova or Hornschuch.

Available glazings on page 29-132




TOP LINE (ALU)



TOP LINE (ALU)

Top-line door panels form the most exclusive line of the group. Top-line panels are produced in full version or with glass elements placed in panel with a help of aluminum frames. We use aluminum frames and cut patterns, which enables us to use thicker aluminum sheets. This provides more reinforcement and protection from burglary.



PARAMETERS:

- standard dimensions: 1000 x 2000 x 24/36/44 mm,
- available thickness: 24, 36 oraz 44 mm,
- construction: 2,0/20/2,0
 - 2,0 mm milled aluminium plate
 - 20,00 mm rigid polystyrene foam
 - 2,0 mm milled aluminium plate.

TOP LINE (ALU)

DOORS PRESENTED FROM THE OUTSIDE

TL/DW 1



TL/DW 1-S



TL/DW 3



TL/DW 3-S



TL/DW 4



TL/DW 4-S




TL/DW 5



TL/DW 5-S



TL/DW 7



TL/DW 7-S



TL/F 1



TL/F 1-S



TOP LINE (ALU)

DOORS PRESENTED FROM THE OUTSIDE

TL/F 3-S



TL/F 4-S



TL/K 7



TL/K 7-S



TL/MC 1



TL/MC 1-S



TL/MC 2



TL/MC 2-S



TL/MC 4



TL/MC 4-S



TL/MC 5



TL/MC 5-S



TOP LINE (ALU)

DOORS PRESENTED FROM THE OUTSIDE

TL/P 10



TL/P 10-S



RANGE OF COLOURS

The entire range of RAL colours.
Paint manufacturer may be chosen according to customers needs.

Available Glazings on page 129-132






EXTRA LINE (ALU)

EXTRA LINE (ALU)

Extra-line panels are manufactured, only on a special request. Thanks to extremely durable structure, Extra-Line panels can be used for producing anti-burglary and bulletproof constructions. Produced only in the solid version, without glass elements. There is a possibility of using aluminium sheets of different thickness (2, 3, or 5 mm). This type of door is specially popular among customers who want to have a company logo or originally milled house number on the door. We are also able to mount any laser cut application from stainless steel should a customer wishes us to do so.



PARAMETERS:

- standard dimensions:
1000 x 2000 x 24/28/36/44 mm ALU,
- construction: 3,0/20/1,5
3,0 mm milled aluminum sheet
20,00 mm rigid polystyrene foam
1,5 mm milled aluminum sheet,
- The milling is only on the outside.
The inside is smooth.



EXTRA LINE (ALU)

DOORS PRESENTED FROM THE OUTSIDE

EX/1



EX/2



EX/3



EX/4



EX/5



EX/6



EX/7



EX/8



EX-SPECJAL 1



EX-SPECJAL 2



EX-SPECJAL 3



EX-SPECJAL 4



EXTRA LINE (ALU)

DOORS PRESENTED FROM THE OUTSIDE

EX-SPECJAL 5



RANGE OF COLORS

The entire range of RAL colours. Paint manufacturer may be chosen according to customers needs.

Available Glazings on page 129-132



A photograph of a modern building facade. The upper part shows a balcony with a glass railing and a set of double doors. Below the balcony is a large, light-colored rectangular panel. At the bottom, there is a set of double doors with decorative glass inserts featuring a black ornate pattern. To the left of the doors is a vertical window with horizontal blinds. A small green shrub is visible in the bottom left corner.

FASHION LINE (ALU)


FASHION LINE (ALU)

This is a group with a unique design and modern form. Ideal for customers with sophisticated taste who appreciate originality. We can find a variety of designs of geometric shapes and openwork accents. Very original visual effects may be achieved by combining it with different types of glazing.



PARAMETERS:

- standard dimensions: 900 x 2000 x 24/28/36/44 mm ALU,
- construction: 2,0/20/2,0
2,0 mm milled aluminum sheet
20,00 mm rigid polystyrene foam
2,0 mm milled aluminum sheet.



FASHION LINE (ALU)

DOORS PRESENTED FROM THE OUTSIDE

FL-1



FL-2



FL-3



FL-4



FL-5



FL-6



FL-7



FL-8



RANGE OF COLOURS

The entire range of RAL colors. Paint manufacturer may be chosen according to customer needs.

Available glazings on page 129-132





GLASS LINE



GLASS LINE

GLASS LINE

This is an exclusive series of original, full glass fillings for demanding customers where digital printing is applied directly on the glass. In our offer we have many different digital printing projects from which you choose your own. Glass Line is characterized by unique design, long life, good properties thermal insulation and gives the door structure strength and stability.

For the most demanding customers, we also offer the opportunity to create your own project in order to have a unique tailor-made product.

PARAMETERS:

- standard dimensions: 900 x 2000 x 24/28/32/36 mm,
- maximal dimensions of the panels: 1300 x 2200 mm,
- Glazing composition: 44.2/warm frame/43.1TF
(Security glass 44.2 with printing/warm edge spacer/security glass with thermofloat),
- Panels weight depends of the chosen size: 75 to 120kg.



GLASS LINE

DOORS PRESENTED FROM THE OUTSIDE

GL-01



GL-02



GL-03



GLASS LINE

DOORS PRESENTED FROM THE OUTSIDE

GL-04



GL-05



GL-06



GL-07



GL-08



GL-09



GLASS LINE

DOORS PRESENTED FROM THE OUTSIDE

GL-10



GL-11



GL-12



GL-13



GL-14



GL-15




GLASS LINE

DOORS PRESENTED FROM THE OUTSIDE

GL-16



GL-17



GL-18



GL-19



GL-20



GL-21




GLASS LINE

DOORS PRESENTED FROM THE OUTSIDE

GL-22



GL-23



GL-24



GL-25



GLASS LINE





GLASS LINE



PRESTIGE LINE

PRESTIGE LINE



PRESTIGE LINE

Here is an offer for people who live with their times. Simple lines, an original design and fashionable decorative elements give a modern look to suit your tastes. Doors equipped with these overlay panels gain in uniqueness. Entrance facades attract attention - they are elegant and timeless. PRESTIGE Line panels provide an excellent combination of insulation and aesthetics. Their thicknesses are adapted to the most popular profile systems, such as:

ALUPROF, ALIPLAST, PONZIO, ALURON, YAWAL, SO EASY (BLYWEERT), REYNAERS, SCHÜCO HEROAL, CORTIZO.

Warning: there is the possibility to have those panels in infill form (individual price).

PARAMETERS:

- maximum dimensions cover by the warranty 1250 x 2500 mm;
- Construction of the overlay panel:
 - external coating made of 5754 / H 22 aluminum sheet with a thickness of 3 mm,
 - expansion joint with a thickness of 5 mm,
 - XPS rigid extruded polystyrene foam,
 - internal coating made of 5754 / H 22 aluminum sheet with a thickness of 2 mm;
- the overall thickness of the panels in the case of overlay panels two sides adapts to the frame profile of the doors;
- the standard thickness for overlay panels one side is 44 to 65 mm. Other thicknesses on request;
- in the case of overlay panel one side: the triple glazing has a coefficient of thermal transmission U_g 0.7 W/m² K; the panel has a thermal insulation coefficient starting from 0.9 W/m² K;
- in the case of overlay panel two side: the quadruple glazing has a thermal transmission coefficient U_g 0.5 W/m² K; the panel has a thermal insulation coefficient from 0.6 W/m² K.

PRESTIGE LINE

DOORS PRESENTED FROM THE OUTSIDE

PL-01



PL-02



PL-03



PL-04



PL-05



PL-06



PRESTIGE LINE

DOORS PRESENTED FROM THE OUTSIDE



PRESTIGE LINE

DOORS PRESENTED FROM THE OUTSIDE

PL-07



PL-08



PL-09



PL-10



PL-11



PL-12



PRESTIGE LINE

DOORS PRESENTED FROM THE OUTSIDE



PRESTIGE LINE

DOORS PRESENTED FROM THE OUTSIDE



PL-13



PL-14



PL-15



PL-16



PRESTIGE LINE

DOORS PRESENTED FROM THE OUTSIDE

PL-17



PL-18



PL-19



PRESTIGE LINE

DOORS PRESENTED FROM THE OUTSIDE

PL-20



PL-21



PL-22



PL-23



PRESTIGE LINE

DOORS PRESENTED FROM THE OUTSIDE



PL-24



PL-25



PL-26



PL-27



PRESTIGE LINE

DOORS PRESENTED FROM THE OUTSIDE



PRESTIGE LINE

DOORS PRESENTED FROM THE OUTSIDE



PL-28



PL-29



PL-30




PL-31



PRESTIGE LINE

DOORS PRESENTED FROM THE OUTSIDE



PRESTIGE LINE

DOORS PRESENTED FROM THE OUTSIDE



PRESTIGE LINE

DOORS PRESENTED FROM THE OUTSIDE


PL-32



PL-33



PL-34



PL-35





PRESTIGE LINE

PRESTIGE LINE

DOORS PRESENTED FROM THE OUTSIDE





PRESTIGE LINE





SPECIAL PANELS




OVERLAY PANELS



ENTRIES OF LETTERS



FINGERPRINT READERS



SANDWICH PANELS



XPS BOARDS




VIEWFINDERS



ACOUSTIC




DOOR HANDLES



APPLICATION 3D



DECORATIVE ORNAMENTS



KNOCKERS

REST OF THE OFFER

OVERLAY PANELS

The company "Veyna" introduced not only infill panels but also overlay ones to meet the expectations of the demanding door filling market.

The offer refers to following series: Economic-Line (Alu), New-Line (Alu), New-Line EK (ALU), Extra-Line (ALU), Fashion-Line (ALU). The models of Classic-Line and Top – Line are just proposed with one side overlay and with thickness 24, 36 and 44mm. Overlays without any patterns so called "sandwich" can also be produced. The doors with an overlay are aesthetic (frame of the sash door is invisible) and modern. With all confidence we can say that we have the best prices on the polish market. Thickness of overlay panels is adapted to the most popular profil system as:



**ALUPROF, ALIPLAST, PONZIO, ALURON, YAWAL, BLYWEERT-SO EASY, REYNAERS,
SCHÜCO, HEROAL, CORTIZO.**



OVERLAY PANELS

SKETCHES OF OVERLAY PANELS ONE AND TWO SIDES AND INFILL PANEL.



INFILL

OVERLAY ONE SIDE

OVERLAY TWO SIDE



We created legible and clear instructions, for those who are interested to do the montage themselves. We can provide formation and training to filling assembly installation. There is of course a possibility for every customer to use our support and advice with first ordered overlay.



SPECIAL PANELS

SPECIAL PANELS

PARAMETERS:

- BL-02(4)ST, BL-05(1)ST, BL-07(3)ST: standard dimensions 430 x 2000 x 24/28/36/44 mm
- BL-X1: standard dimensions 1020 x 880 x 24/28/36/44 mm
- NL/EK-41ST, NL/EK-19ST, NL/EK-16ST, EK-16(A)ST, EK-03(A)ST: standard dimensions 500 x 2000 x 24/28/36/44 mm.

THE OFFER IS INTENDED, FOR EXAMPLE, FOR SIDE FIXINGS AND PARTIAL DOOR FILLINGS.



SPECIAL PANELS

BL-02(4)ST



BL-05(1)ST



BL-07(3)ST



BL-X1





NL/EK-41ST



NL/EK-19ST



NL/EK-16ST



EK-16(A)ST



EK-03(A)ST









SPECIAL PANELS

SPECIAL PANELS






SANDWICH PANELS XPS BOARDS

SANDWICH PANELS

PARAMETERS OF SANDWICH PANELS:

- Core of the foamed polystyrene XPS;
- Any cladding: Aluminium with all the range of colors RAL, facing white PVC, HPL with any veneer RENOLIT, COVA or HORNSCHUCH;
- Standard dimensions: 2000 x 900 x 24 mm;
- Possibility of other thicknesses or dimensions as desired;
- Possibility to use an acoustic reinforcement to 38 dB;
- Possibility to apply reinforcement of aluminum plate;
- Use in the door, partition walls, etc.



Using the best components and having all approvals and certifications we give a five-years warranty on the panels, what makes us outstanding in the market. Plates with standard properties are produced within one day. We are the only company in Poland producing plates in white "Salamander" type, which is dedicated to contractors working on this system.



XPS BOARDS

PARAMETERS OF XPS BOARD WITH ADHESIVE FILM ON BOTH SIDES:

- Extruded polystyrene foam (XPS);
- XPS coated both sides with a special adhesive film;
- adhesive surfaces protected with silicone paper;
- Standard dimensions: 3000 x 1000 mm with thickness 6, 8, 13, 17, 20, 21, 24, 32, 34, 36, 40, 66 and 70 mm;
- Possibility of other thicknesses or dimensions as desired;
- Possibility to use an acoustic reinforcement to 38 dB;
- Possibility to apply reinforcement of aluminum plate;
- Use in the door, partition walls, etc.





ADVANTAGES OF XPS INSULATION BOARDS

- Excellent resistance to moisture;
- High resistance to rot and corrosion;
- Perfectly controlled compression strength;
- Ability to maintain permanent isolation;
- Improved closed cell structure and lack of voids in extruded polystyrene (XPS) results in excellent resistance to moisture penetration.

REINFORCEMENTS

It is possible for an additional charge to strengthen our panels. We use aluminium plate. They increase the stiffness of the filling (especially recommended for PVC), acoustic performance and security. In standard we propose a 2 mm thick plate but there is possibility to ask thicker plate.



KNOCKERS

Knockers are a classical and fonctionnable decoration adapted to every models and not only the traditional. Montage need a additional reinforcement.

LION
BRASS



LION
PATINA



KNOCKERS

AMPHORA
SATIN



AMPHORA
BRASS



AMPHORA
PATINA



ENTRIES OF LETTERS BOX





We offer entries of letters box in aluminium in three colors: silver, white and gold. We propose the assembly of these entries in every models of our offers. You can assemble it yourself by following the instructions given in the box. Letterpads are designed for doors with thickness ranging from 36 to 70 mm.

APPLICATION 3D IN STAINLESS STEEL

3D convex elements are solid elements welded to the INOX application. Our decorations are characterized by exemplary workmanship and a modern shape that gives the door an extraordinary look. Thanks to such stainless steel properties as durability and nobility, we guarantee full customer satisfaction with purchased fillings. We can use them in models EK-04 (A), EK-04/6 (A), EK-17 (A), EK-18 (A), EK-02 (A), EK-44 (A), EK -45 (A), EK-51 (A). At the client's request, we can create individual projects within the proposed shapes (place for welding 3D applications, as well as the number of elements).



APPLICATION 3D IN STAINLESS STEEL





OFFER OF HANDLES IN
STAINLESS STEEL

HANDLES IN STAINLESS STEEL

VP-10



Ø30 mm, one side,
matt stainless steel,
straight fixation

VP-11



Ø30 mm, one side,
matt stainless steel,
fixation with angle 45°

VP-12



Ø40 mm, one side,
matt stainless steel,
round and inclined
handle

VP-13



40 mm x 20 mm,
one side, matt
stainless steel,
straight square
handle

VP-14



40 mm x 20 mm,
one side,
matt stainless steel,
straight handle,
fixation 45°

VP-15



40 mm x 20 mm,
one side, matt
stainless steel,
straight handle,
straight fixation

HANDLES IN STAINLESS STEEL

VP-16



Ø30 mm, one side,
matt stainless steel,
tubular handle

VP-17



Ø30 mm, one side,
matt stainless steel,
tubular handle

VP-18D



Ø30 mm, one side,
matt stainless
steel/wood,
fixation 45°

VP-19D



Ø30 mm, one side,
matt stainless
steel/wood,
straight fixation



HANDLES IN STAINLESS STEEL

VP-20



Ø30 mm, one side,
matt stainless steel,
straight fixation

VP-21



40 mm x 10 mm,
one side, matt
stainless steel,
straight fixation

VP-22



100 mm x 5 mm,
one side,
matt stainless steel



HANDLES IN STAINLESS STEEL

VP-23



100 mm x 5 mm,
one side,
matt stainless steel

VP-24



550 mm x 155 mm,
matt stainless steel,
pocket handle

VP-25



185 mm x 1400 mm,
matt stainless steel,
pocket handle

Warning: All recessed (pocket) pull handles can be installed in panels from **36 mm** thickness and more, except the VP-29, where the minimum thickness is **60 mm**.



HANDLES IN STAINLESS STEEL

VP-26




200 mm x 200 mm,
matt stainless steel,
pocket handle

VP-27



200 mm x 250 mm,
matt stainless steel,
pocket handle

VP-28




200 mm x 200 mm,
matt stainless steel,
pocket handle

VP-29



Embossed pocket handle,
width 61 mm, matt stainless
steel or aluminium painted
with a RAL you choose



FINGERPRINT READER


The reader kit includes:


- Reader - included: fingerprint scanner, ekey home CP IN plus control panel, AA cabling, B cabling (connects the panel with the power supply),
- Ekey C cable,
- Power Supply.



FINGERPRINT READER

The reader can be mounted anywhere on the door panel or on the door sash. On special orders, with individual price, it is possible to mount the reader in our selected handles: **VP-10, VP-11, VP-14, VP-15, VP-22, VP-23.**





HANDMADE



RĘCZNA PRACA

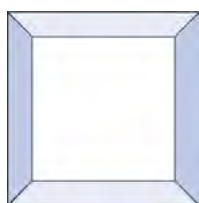
DECORATIVE ORNAMENTS

DECORATIVE ORNAMENTS

We offer too differnt sets of decorative ornaments. Their advantage is the possibility to use them in all our panels. It open a lot of combination. Ornaments give character, elegance and individualism to the entrance doors. They can be placed without application and in all our glasses except: Delta bronze, Delta matt, Cathedral, Flutes and Altdeutsch clear. We invite you to project your own arrangement with the use of our example and inspiration.

little sets

DB 020
102 x 102 mm



DB 026
25 x 203 mm



DB 066
25 x 127 mm



DB 255
19 x 76 mm



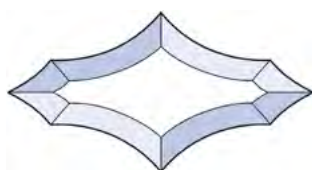
DB 264
25 x 305 mm



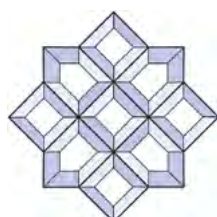
DB 257
19 x 152 mm



DB 106
145 x 75 mm



DB 109
161 x 161 mm



DB 267
192 x 130 mm

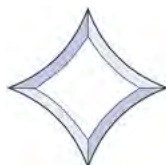


DECORATIVE ORNAMENTS

DB 269
136 x 190 mm



DB 229
80 x 80 mm



DB 034
144 x 144 mm



middle sets

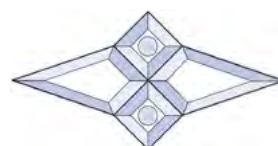
DB 069
262 x 190 mm



DB 145
144 x 265 mm



DB 149
285 x 144 mm



DECORATIVE ORNAMENTS

DB 161
126 x 126mm



DB 163
346 x 197mm



DB 242
120 x 120mm




DB 249
265 x 155 mm



DB 347
212 x 217 mm



DB 110
72 x 100 mm





DB 111
42 x 100 mm



DB 112
70 x 100 mm



DB 113
72 x 103 mm



DB 114
80 x 100 mm



DB 115
73 x 100 mm



DB 116
77 x 100 mm

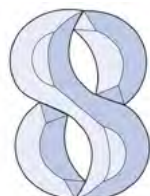


DECORATIVE ORNAMENTS

DB 117
77 x 100 mm



DB 118
73 x 100 mm



DB 119
77 x 100 mm




big sets

DB 246
125 x 830 mm



DB 243
334 x 806 mm



DECORATIVE ORNAMENTS

DB 298
283 x 519 mm



DB 299
283 x 519 mm



DB 184
277 x 153 mm




DB 240
109 x 385 mm



DB 316
112 x 610 mm



DB 314
74 x 640 mm





ACOUSTIC

This offer is dedicated to customers who fill the door or partition with improved noise immunity with parameters:



- 38 dB: these solutions are used in sandwich panels and other series models without glazing.

The minimum thickness needed to use this option is 40 mm;

- 43 dB: these solutions are used in sandwich panels and other series models without glazing.

The maximum size of panel is 2000 x 1000 mm, the thickness: HOL and PVC 32/36/44 mm, ALU 31/35/43 mm;

"Veyna" company has already implemented many of this special orders in offices, theatres and hospitals.



VIEWFINDERS

Viewfinders can be integrated into a panel with a thickness between 24 and 40 mm.



**chrome silver
viewfinder**



**chrome gold
viewfinder**

ELECTRONIC VIEWFINDER

Viewfinders with high resolution 4.0 HD, suitable for panels of thickness 42 to 72 mm




**Silver electronic
viewfinder**




**Gold electronic
viewfinder**

TYPES OF GLAZING


Company "Veyna" has in its offer a wide spectrum of ornaments which are most popular on the European market. Glass produced at Pilkington is a high quality product that guarantees best design. It is obviously possible to use any other kind of ornament and glass type however longer realisation time should be allowed for. It is possible to use extra decorative mullions between the glass, safety or heat protection glass.



silvit clear



cathedral clear



kura bronze




madera clear



master carre




master ligne



master ray



chinchilla



satinato

Rest of the glazing on www.veyna.pl

SAND GLASS

Sandblasting glass is the process whereby a specialized abrasive surface treatment of glass is applied leading to the removal of the top layer which results in visible tarnishing. The use of this technology gives a very delicate and subtle results. Sandblasting glass allows you to create any patterns that decorate the surface in a unique way. In addition to the designs shown below individually designs can be made on request.



THE ABOVE DESIGNS OF SANDBLASTED DOOR GLASSES ARE DEDICATED TO THE FOLLOWING MODELS:

EK-02(A)/ EK-44(A) / EK-45(A): SAND 01, SAND 02, SAND 03, SAND 08

EK-04(A) and EK-04/6(A): SAND 04, SAND 05, SAND 06

EK-05(A) and EK-15(A): SAND 07

EK-50(A) and EK-51(A): SAND 09

EXAMPLE OF REALIZATION






STAINED GLASS WINDOWS – BEWEL SERIES, DECORGLAS, FUSING, TIFFANY

Stained glass windows are impressive door decorations. Their brightness and colour create a unique atmosphere and “magic light”. The doors decorated with stained glass undergo spectacular visual change, both in stylized and modern constructions.

Stained glass being a decorative element has also a huge range of utility functions to perform such as protecting from unwanted views, protecting against strong sunlight and providing privacy. Used in the door it may assume a function of a painted picture, a simple geometry or intricate arabesques, and may also contain heraldic elements or a company logo.

... our offer contain seventeen different glazing. You can find them in www.veyna.pl



CENTRUMLASEROWE.PL



CUTTING IN
STAINLESS STEEL,
ALUMINIUM
AND BLACK
METAL SHEET

WORKING
TABLE SIZES:
1500 x 3000 mm

CUTTING
ENTRUSTED
MATERIAL
OR MATERIAL OF
VEYNA COMPANY

9

30A

CENTRUMLASEROWE.PL

126


81

3

380



**5 new colors in optic
BRASS, SILVER and GOLD**



**As well as
RUST and MARBLE CONCRETE**



COLORS AVAILABLE IN MOST MODELS



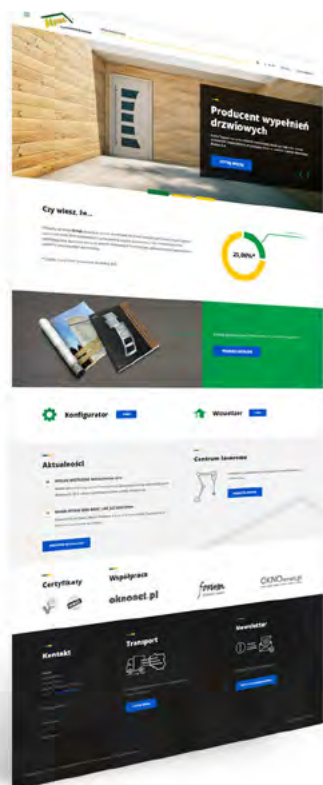
WWW.KONFIGURATOR.VEYNA.PL

Intelligent configurator for:
PROJECT | PRICE | ORDER



WWW.VEYNA.PL

Welcome to our website, where it is waiting for you even more information. We particularly recommend Visualizer - a tool with which You easily adapt your door panel to Your house.



Wider range of door panels and galleries of realization on the website www.veyna.pl



LOCATION

„VEYNA” - Weyna i S-ka Spółka Jawna
ul. Szubińska 14, 87-100 Toruń,
tel. / fax. +48 56 621 99 27/28
e-mail: veyna@veyna.pl
www.veyna.pl



POLISH LEADER IN DOOR PANELS





„VEYNA” - Weyna i S-ka Spółka Jawna
ul. Szubińska 14, 87-100 Toruń, tel. / fax +48 56 621 99 27/28
e-mail: veyna@veyna.pl
www.veyna.pl